

JEB3.19_Pro的安装和过期

原创

[WuYu_AS](#) 于 2021-07-03 11:06:08 发布 3021 收藏 8

分类专栏: [分析工具](#) 文章标签: [android](#) [android studio](#) [java](#)

版权声明: 本文为博主原创文章, 遵循 [CC 4.0 BY-SA](#) 版权协议, 转载请附上原文出处链接和本声明。

本文链接: https://blog.csdn.net/WuYu_AS/article/details/118436844

版权



[分析工具](#) 专栏收录该内容

3 篇文章 0 订阅

订阅专栏

目录

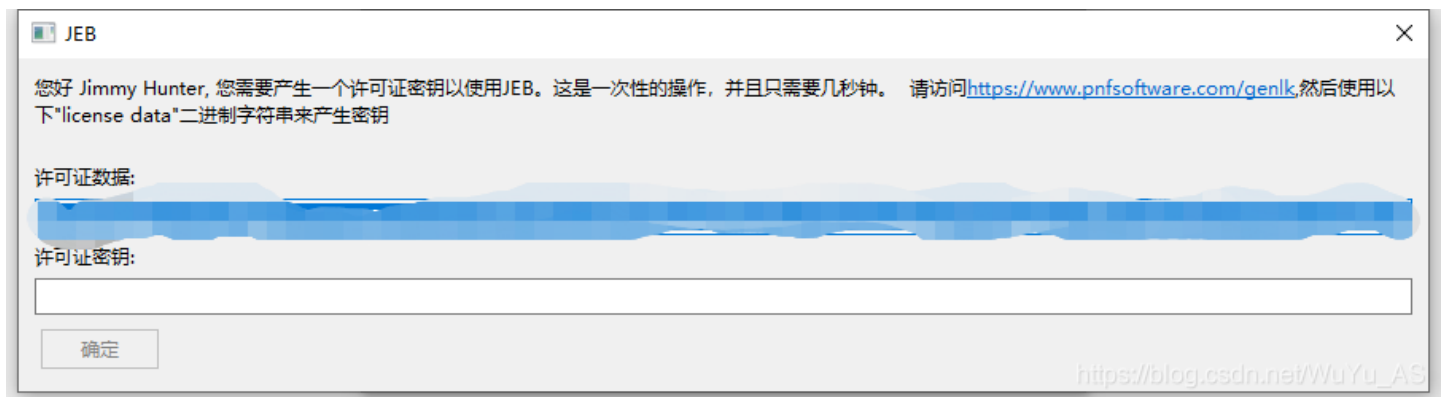
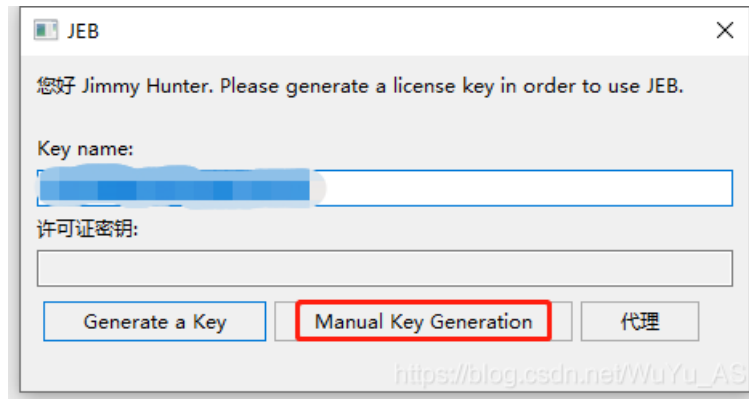
- 一、JEB3.19的安装
- 二、解决过期问题

一、JEB3.19的安装

2.解压jeb-pro-3.19.1.202005071620，点击jeb_wincon.bat，输入密码：ilbtcdnwiuypbzeo，然后回车之后，就会进入JEB的界面

```
C:\WINDOWS\system32\cmd.exe
JEB decryption password: ilbtcdnwiuypbzeo
```

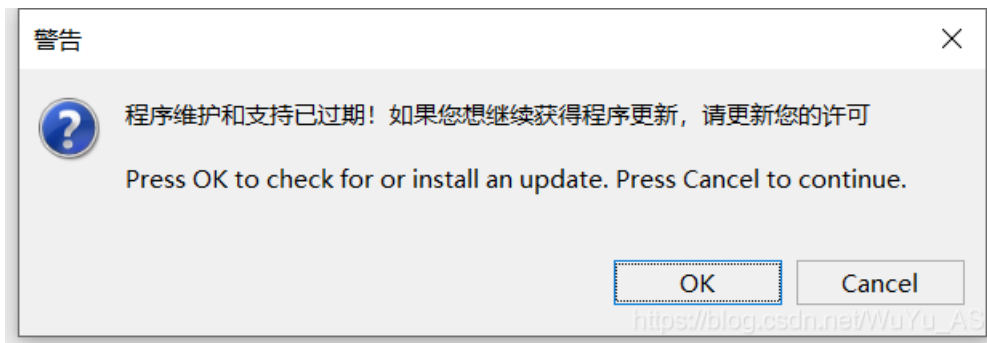
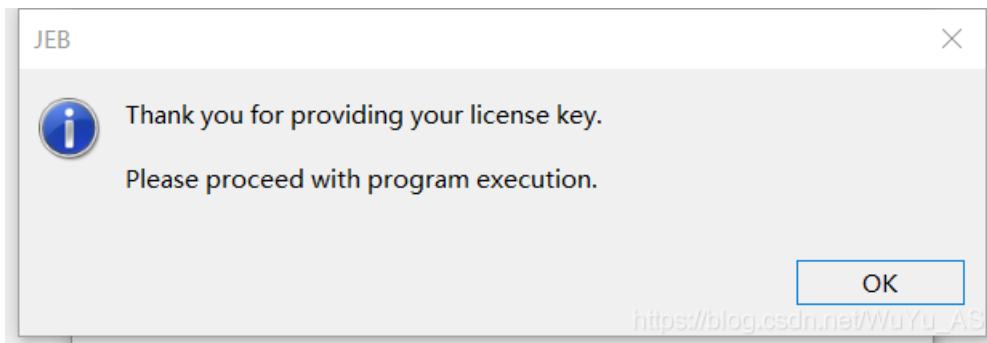
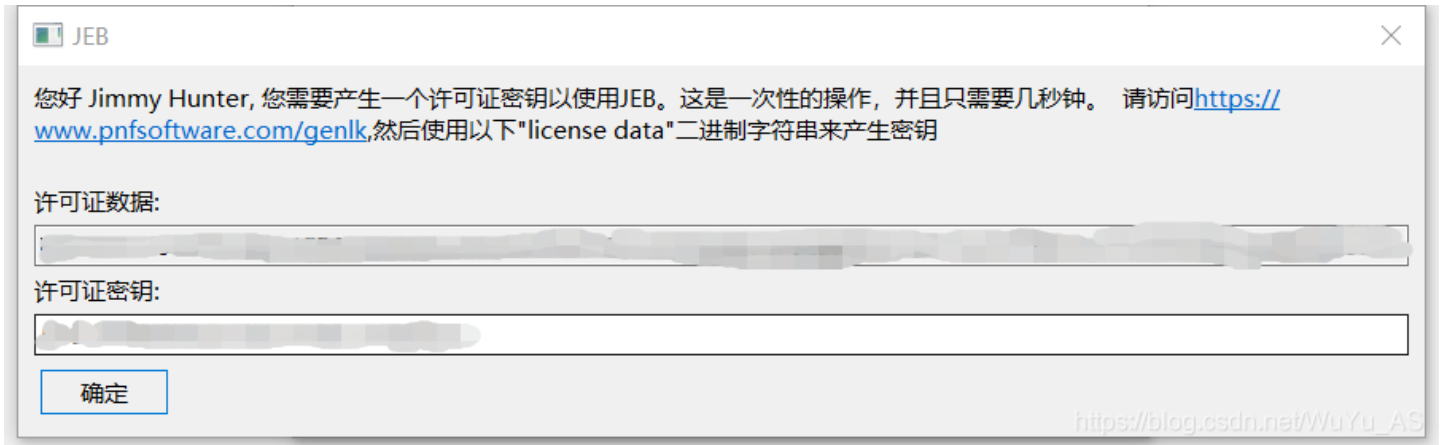
3.点击手动生成Key的界面，复制生成的许可证的数据



4.点击jebKeygen.exe，输入上面复制号的数据，回车就能获取到密钥



5.这样就能注册JEB3.19,但是JEB提示已经过期了



二、解决过期问题

解压jeb_3_1_9_patch.zip, 将这些文件复制, 去覆盖JEB目录下的文件就可以了

bin	2021/6/28 15:25	文件夹	
jeb_linux.sh	2021/6/2 10:34	SH 文件	2 KB
jeb_macos.sh	2021/6/2 10:35	SH 文件	2 KB
jeb_wincon.bat	2021/6/2 10:45	Windows 批处理...	2 KB

```
# Dalvik Disassembly (50851 classes, 402112 methods, 206145 fields)
# Package: com.yuncheapp.android.pearl
# Application: com.kuaishou.athena.KwaiApp (KwaiApp)
# Components: 127 activities, 30 services, 10 providers, 13 receivers
# Main Activity: com.kuaishou.athena.SplashActivity (SplashActivity)
# ! Dangerous Permissions: STORAGE, LOCATION, CAMERA, PHONE, CALENDAR, MICROPHONE

.class public final N
.super Object

.field public static a:Z
.field public static b:Z

.method public constructor <init>()V
    .registers 1
    00000000 invoke-direct    Object-><init>()V, p0
    00000006 return-void
.end method

.method public static final native M7x80tc0(String, [J, I)V
.end method

.class public final ThirdAppInfoNew
.super Object

.implements Cloneable

.field public bIsSandboxMode:Z
.field public iCoreType:I
.field public iPv:J
.field public localCoreVersion:I
.field public sAndroidID:String
.field public sAppName:String
```

https://blog.csdn.net/WuYu_AS

不过有条件的还是希望能支持正版, 开发不易

相关资源的下载:

链接: https://pan.baidu.com/s/1eJNgFBeQZ_02omQxLUQzrQ

提取码: r3f4