




【Python】scipy.misc 模块

原创

北境の守卫  于 2019-05-05 11:42:30 发布  14922  收藏 15

分类专栏: [Python](#) 文章标签: [scipy misc](#)

版权声明: 本文为博主原创文章, 遵循 [CC 4.0 BY-SA](#) 版权协议, 转载请附上原文出处链接和本声明。

本文链接: <https://blog.csdn.net/baishuo8/article/details/89842215>

版权



[Python 专栏收录该内容](#)

35 篇文章 0 订阅

订阅专栏

[Backto Python Index](#)

之前一直搞不懂 `misc` 的含义, 后来查了官网, 吐了一口老血: `misc` 是 `miscellaneous` 的缩写, `杂项` 的意思。代表没别的地方放了, 就放在这里了。官网的介绍是

Miscellaneous routines (scipy.misc)
Various utilities that don't have another home.

和图像io相关的操作都在这里, 所以对CVer 来说还很重要

<code>ascent()</code>	Get an 8-bit grayscale bit-depth, 512 x 512 derived image for easy use in demos
<code>bytescale(data[, cmin, cmax, high, low])</code>	Byte scales an array (image).
<code>central_diff_weights(Np[, ndiv])</code>	Return weights for an Np-point central derivative.
<code>comb(N, k[, exact, repetition])</code>	The number of combinations of N things taken k at a time.
<code>derivative(func, x0[, dx, n, args, order])</code>	Find the n-th derivative of a function at a point.
<code>face([gray])</code>	Get a 1024 x 768, color image of a raccoon face.
<code>factorial(n[, exact])</code>	The factorial of a number or array of numbers.
<code>factorial2(n[, exact])</code>	Double factorial.
<code>factorialk(n, k[, exact])</code>	Multifactorial of n of order k, n(!!...!).
<code>fromimage(im[, flatten, mode])</code>	Return a copy of a PIL image as a numpy array.
<code>imfilter(arr, ftype)</code>	Simple filtering of an image.
<code>imread(name[, flatten, mode])</code>	Read an image from a file as an array.
<code>imresize(arr, size[, interp, mode])</code>	Resize an image.
<code>imrotate(arr, angle[, interp])</code>	Rotate an image counter-clockwise by angle degrees.
<code>imsave(name, arr[, format])</code>	Save an array as an image.
<code>imshow(arr)</code>	Simple showing of an image through an external viewer.
<code>info([object, maxwidth, output, toplevel])</code>	Get help information for a function, class, or module.
<code>lena()</code>	Function that previously returned an example image
<code>logsumexp(a[, axis, b, keepdims, return_sign])</code>	Compute the log of the sum of exponentials of input elements.
<code>pade(an, m)</code>	Return Pade approximation to a polynomial as the ratio of two polynomials.
<code>toimage(arr[, high, low, cmin, cmax, pal, ...])</code>	Takes a numpy array and returns a PIL image.
<code>source(object[, output])</code>	Print or write to a file the source code for a Numpy object.
<code>who([vardict])</code>	Print the Numpy arrays in the given dictionary.

Ref

- [scipy.misc module](#)